

The Krulig Peel

Image Cosmetic

Surgery Centre

About The Krulig Peel

Ever since the start of the human race, firm, smooth skin has always been a reflection of beauty and youth. On the contrary, the loss of its texture, the presence of marks, acne scars and pigmentation problems have been the eternal enemies of the skin and the clearest symptoms of old age and wear. Rejuvenating the skin, recuperating its lost texture and freshness, has been a constant concern in the world of dermatology and cosmetic surgery.

The Krulig Peel is a wonderful peel that helps with acne scars, open pores, pigmentation and to clarify your skin.

Dr Eduardo Krulig, a plastic surgeon from Venezuela, developed the Krulig Peel between 1994 and 1995, as a first peeling treatment in a cream, for renewing the skin. It is the only peeling that acts by drying the surface layers of the skin.

The Krulig Peel is a treatment designed to renew the skin, in a short period of time, by means of a keratolytic and abrasive effect, thanks to the active principles that integrate its formula. This is a peel with a rejuvenation effect which has no undesired effects. It enables medium depth peeling to be carried out controlling its application, being able to choose to increase the depth depending on the number of applications, up to a deep peel. The exposure time of the skin in contact with the product is between 3-4 hours which can vary depending on the needs of each case, it does not require special conditions including anaesthesia and there is no risk of hyperpigmentation.

Krulig Peel is especially indicated for treating the following cases:

Skin Ageing	Wrinkles
Active Acne	After effects of acne
Skin Hyperpigmentation	Wrinkles on the back of hands
Actinic Keratosis	Lentigo

The most frequent areas to be treated with Krulig Peel are the following:

- Face
- Neck
- Back of hands
- Elbows

FACIAL SURGERY

- Forehead & brow lift
- Laser skin resurfacing
- Correction of prominent ears
- Fat removal from chin
- Eyelid surgery
- Facelifts
- Acne and acne scarring

COSMETIC MEDICINE

- Wrinkle smoothing injections
- Skin care advice
- Lip enhancement
- Permanent treatments
- Laser Hair Removal
- Laser for Facial Capillaries, redness & veins
- Micro-dermasbrasion
- Treatment for pigmented lesion
- Revive Treatment

BODY

- Breast enlargement
- Liposculpture including ultrasonic
- Male breast correction
- Fat transfer
- Breast lifts
- Abdominoplasty (tummy tuck)
- Female genital enhancement surgery

FOR A FREE
CONSULTATION
CALL 03) 9829 7777

PAYMENT PLANS
AVAILABLE

MacCredit
Medical & Cosmetic Credit

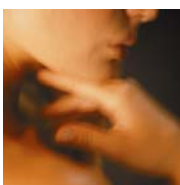


Image Cosmetic
Surgery Centre

Telephone 03) 9829 7777

A.B.N. 87 074 631 995
www.imagecentre.com.au

About The Krulig Peel

(continued)


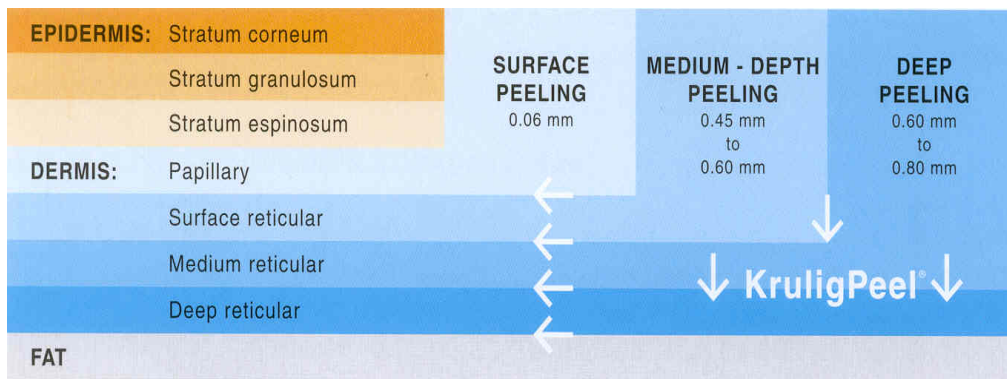


Image Cosmetic

Surgery Centre

About The Krulig Peel continued



The skin must be prepped 4-6 weeks prior to having the peel. You will be guided by our Beauty Therapist as to what Environ Skincare products are necessary to use before your peel. Preparing the skin with Environ Products will enhance the peeling process.

You will be provided with a Post Peel Kit on the day of your peel, advising you of what to expect over the next week and supplying you with products to use that will assist with the peeling process. Cleanser, moisturiser, soothing water spray and sun block will be given which will assist soothing the skin, and keeping it moist, whilst the healing process continues. It will take up to 2 weeks for the skin to fully heal.

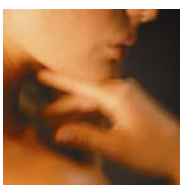


Image Cosmetic

Surgery Centre

Telephone 03) 9829 7777

A.B.N. 87 074 631 995
www.imagecentre.com.au